



RICHMOND
METRO AREA

AMAZON SMILE SETUP INSTRUCTIONS

Please consider ISC 2RVA as your choice as a Charity. The donations from Amazon will help ensure that we reach our annual goal for the Scholarship Challenge and provide operating funds to our nonprofit organization to support our mission:

Our mission is to foster, mentor, educate and provide opportunities for the next generation of Cyber Professionals and individuals that have a desire to get into Cyber Security.


(ISC)² Official Chapter

Connect | Educate | Inspire | Secure

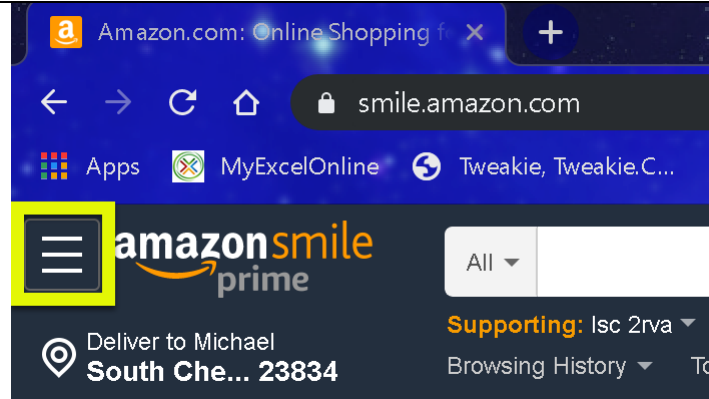


Web Browser Instructions

STEP 1 – In your browser, type in “smile.amazon.com”, then press the “Enter” key.

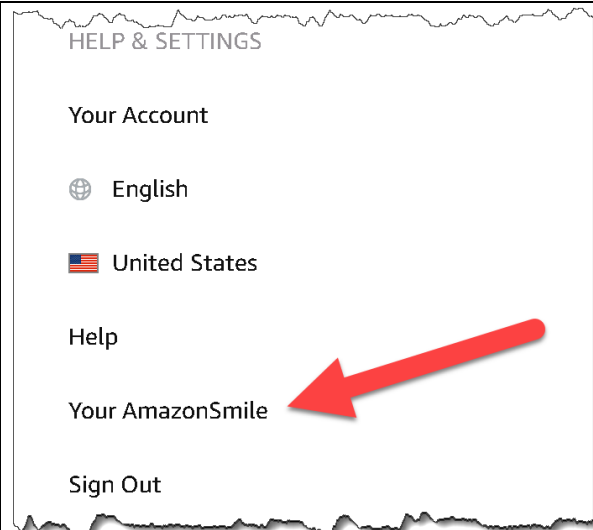


STEP 2 – Select the 3 stacked bar icon outlined in yellow. This will expand the menu.





STEP 3 – Once menu opens, scroll down to the HELP & SETTINGS section and select “Your AmazonSmile”.





STEP 4 – This page is where you can select or change your Charity. In the Yellow box “Your Current Charity”, if you have one selected already, this “Change Charity” button will allow you to select another charity. If you haven’t selected one yet, this button will allow you to search for one to select.

The screenshot shows the AmazonSmile website interface. At the top, there's a navigation bar with the AmazonSmile logo, a search bar, and a 5% Back at Amazon.com offer. Below the navigation bar, the main content area is titled "Your AmazonSmile impact". It features several sections: "Your orders that have supported charity" with a shopping cart icon and "4 orders"; "Every little bit counts" with a list of statistics: "You have generated \$2.19 as of August 08, 2019", "Your current charity Isc 2Rva has received \$0.00 Why \$0?"; and "All charities have received \$134,890,393.33 as of May 2019". A "Change charity" button is highlighted in a yellow box, with a red arrow pointing to it. To the right of the "Change charity" button, there's a section for "Isc 2Rva" with its location, founding year, mission statement, and programs. At the bottom, there's a "To support charity, always shop at smile.amazon.com" section with a link to "Learn about AmazonSmile".



STEP 5 – You can search for your charity, by typing in their name in the search box at the bottom of this screen. Then Select the “Search” button. Once you select your charity, Amazon will begin donating 0.5% of your purchase price to the charity of your choice.

If you choose to donate to the (ISC)2 Richmond Metro local Chapter, type in “ISC 2RVA”. The donations we receive will help us with our “Scholarship Challenge” and operating costs. The Scholarship fund raises money for Junior/Senior High School kids that will be attending College and pursuing a Cybersecurity Degree.

Your Account > [Change Your Charity](#)

Choose one of our spotlight charities



Susan G. Komen

Save lives by meeting the most critical needs in our communities and investing in breakthrough research to prevent and cure breast cancer.

Select Susan G. Komen

- Susan G. Komen
- ASPCA
- American Red Cross
- Alzheimer's Association
- The Nature Conservancy

Or pick your own charitable organization:

ISC 2RVA

Search





STEP 6 – At the bottom of the screen in STEP 4, you will see the option to create a “Bookmark” or install the “Amazon Assistant” to your browser that will aid you in coming back to ‘Smile.Amazon.Com’ for all of your ordering needs.

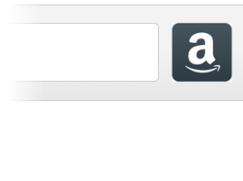
To support charity, always shop at smile.amazon.com

Try these 2 easy ways to start with a smile. [Learn about AmazonSmile](#)



1. Create a bookmark

Drag this box to your bookmarks or favorites bar to create a shortcut to smile.amazon.com.



2. Install the Amazon Assistant

Get easy access to Product Comparisons, Deal of the Day, and time-saving shortcuts, which all link to smile.amazon.com.

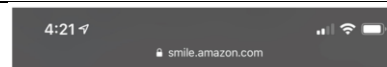
[Learn more](#)

Mobile Phone Instructions




STEP 1 – To create a “Bookmark” on your mobile phone follow the directions to the right. This will place a ”YourAmazonSmile” icon on you mobile phone that will bring you directly to your “smile.amazon.com” account for easy ordering.

NOTE: the Mobile Amazon Application does not have the ability to link to your smile.amazon.com account, so please ensure you create the bookmark to make it easier to get to your smile.amazon.com account so Amazon will donate a percentage of your purchase to your favorite charity.



To support charity, always shop at:



Remember, only purchases at smile.amazon.com, (not www.amazon.com or the mobile app,) support charitable organizations.

Make it easier to return to smile.amazon.com by adding a shortcut to your phone's home screen

1. Tap the share icon at the bottom of this window.
2. Tap **Add to Home Screen**, and then tap **Add**.
3. Tap the new icon on your home screen to return at any time to smile.amazon.com.

How to generate donations

The AmazonSmile Foundation will donate 0.5% of the purchase price from your eligible smile.amazon.com purchases. Tens of millions of products are eligible for donations. You will see eligible products marked “Eligible for AmazonSmile donation” on their smile.amazon.com product detail pages. Recurring Subscribe-and-Save purchases and subscription renewals are not currently eligible to generate donations.

How to generate donations

The AmazonSmile Foundation will donate 0.5% of the purchase price from your eligible smile.amazon.com purchases. Tens of millions of products are eligible for donations. You will see eligible products marked “Eligible for AmazonSmile donation” on their smile.amazon.com product detail pages. Recurring Subscribe-and-Save purchases and subscription renewals are not currently eligible to generate donations.

Remember, only purchases made at smile.amazon.com, (not www.amazon.com or the mobile app,) generate AmazonSmile donations.